

Clad Alignment Fusion Splicer

45S



The Essential Splicer

Faster operation
User-friendly design
Consistent quality

 **Fujikura**

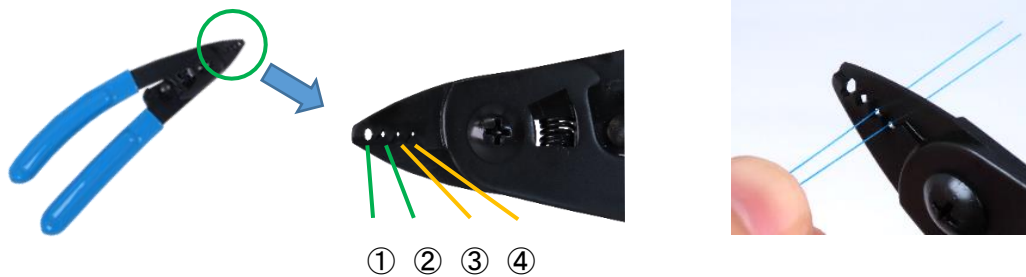
Faster operation

■ Simultaneous fiber preparation

Fiber preparation, stripping, cleaving, and setting in the splicer usually needs repeating separately for both left and right-side fibers. The 45S process does away with that and enables simultaneous fiber preparation thanks to the new SS05 double fiber stripper, the new AD-16A fiber adapter for the CT50 cleaver and the clever set plate mechanism of the 45S itself.

● Simultaneous fiber stripping


The SS05 fiber stripper is equipped with four blades: ① for 2mm/3mm, ② for 900 μ m, ③④ for 250 μ m fibers. Using blades ③ & ④ allows simultaneous stripping of 250 μ m fibers.



Fiber Stripper SS05

● Simultaneous fiber cleaving

The new AD-16A fiber adapter for the CT50 cleaver is equipped with two grooves. Placing one fiber in each groove provides simultaneous cleaving.



Optical Fiber Cleaver CT50

● Simultaneous fiber setting


Previous fusion splicers required two-handed operation to close fiber clamp and hold the fiber. Thanks to a new clamp mechanism, the 45S close with fiber setting and provides one-handed fiber setting and simultaneous fiber setting.



Two-handed



One-handed



Simultaneously fiber setting

Refer to the movie




Faster operation

■ Faster fiber transportation time

The 45S is equipped with a mechanism linking the wind protector and fiber clamp so when you open wind protector, the fiber clamps opens automatically.

The 45S is also equipped with retention clamps which are reputed by our conventional fusion splicer models. The retention clamps prevent the fiber from jumping out after the fiber clamps are opened. These mechanisms work in tandem to provide easy fiber handling and a reduction in the time it takes to transfer the fiber to the heater.



Refer to the movie



Fiber retention clamps

■ Faster heating time

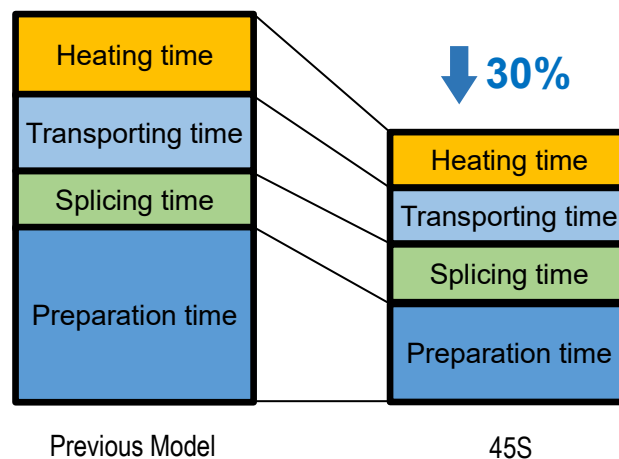
The heater for shrinking the reinforcing sleeve is designed to heat the reinforcing sleeve between two heaters in the front and rear. It shorten 15% of the heating time in case of using FP-03 sleeve.



※Measured at room temperature with the AC adapter. The heat time is defined from the start beep sound to the finish beep sound. The average heat time changes depending on the environmental conditions, sleeve type and battery pack condition. In addition, since the heating operation is constantly optimized, the average heating time changes depending on the usage conditions of the fusion splicer.

■ 30% faster than previous model

Thanks to the way the 45S streamlines the preparation process, reduces transport time and delivers faster heating, it is 30% faster than the 41S+ it replaces.




User-friendly design

■ Movable LCD monitor

The 45S is equipped with a movable 4.95-inch color LCD monitor to ensure optimum visibility in a range of conditions, even when outside under direct sunlight.



■ Easy sleeve positioning



The space between the edges of the left and right fiber clamp edges is 60mm, as per the image to the left. This distance allows for easy sleeve positioning, with the splice point positioned in the middle of the sleeve. The scale on the heater shows the guide for other sleeve lengths, for example 40mm.


■ Removable battery

The removable battery makes replacement easy and convenient.



■ Smaller footprint

The cube shape provides a reduced base area while also giving the user a large operating space.



User-friendly design

■ Carrying case with work tray

The configurable 45S carrying case provides various usage configurations.



Configuration example 1
Open the carry case and start operation.




Configuration example 2
Remove the work tray and put on top of the carry case.

Removing the work tray from the carry case allows the tray to expand. Using the work tray with the strap provides a portable work surface and the strap can be fixed to the work tray at the sides of the splicer to secure the usability.



Secure working space




Increased security when used with a belt

Consistent quality

■ Active Fusion Control

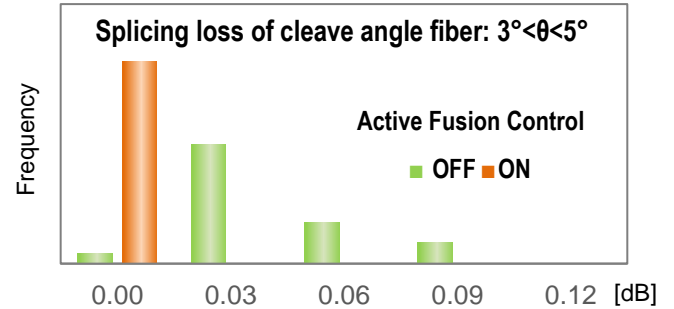

The 45S is equipped with Fujikura Active Fusion Control Technology, which analyses the fiber image during fusion and controls the arc discharge accordingly. The result is stable splice loss irrespective of the environment.



ACTIVE FUSION
CONTROL TECHNOLOGY

● Control by fiber cleaved surface

A bad cleave end face is a potential reason for high splice loss. The 45S can address this because it's equipped to control fusion according to the condition of the cleaved surface. This function helps reduce splice loss by compensating for poor cleaves.

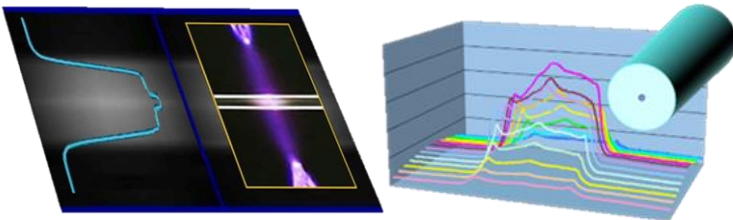


※Fujikura test result of ITU-T G652 fibers measured by cut-back method.

The splice loss may vary depending on operating environment or fiber characteristics.

● Real-time fusion control

The 45S analyses the fiber image during fusion and controls fusion power according to the real-time condition of the fiber. This helps to minimize splice loss irrespective of the environment.



Analyzing fiber image during fusion

This process also provides Warm Splice Image (WSI) technology. WSI analyses during the splice and provides loss estimation, even though the 45S is a clad alignment splicer.

It would help to prevent the case of “good loss estimation but bad actual loss”.

■ Active Blade Management

The 45S monitors the blade condition of the CT50 cleaver via wireless communication.



ACTIVE BLADE
MANAGEMENT TECHNOLOGY

When the 45S judges that the blade is worn, it will command the CT50 to rotate the blade to a new position to ensure the CT50 keeps delivering consistent cleaving performance.



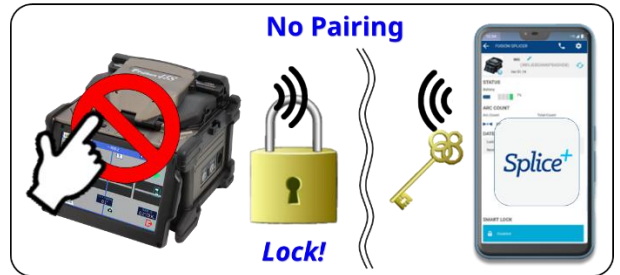
Additional features

■ Splice+ app

The Splice+ app provides convenient splicer management by wireless communications, between the 45S and mobile phone.

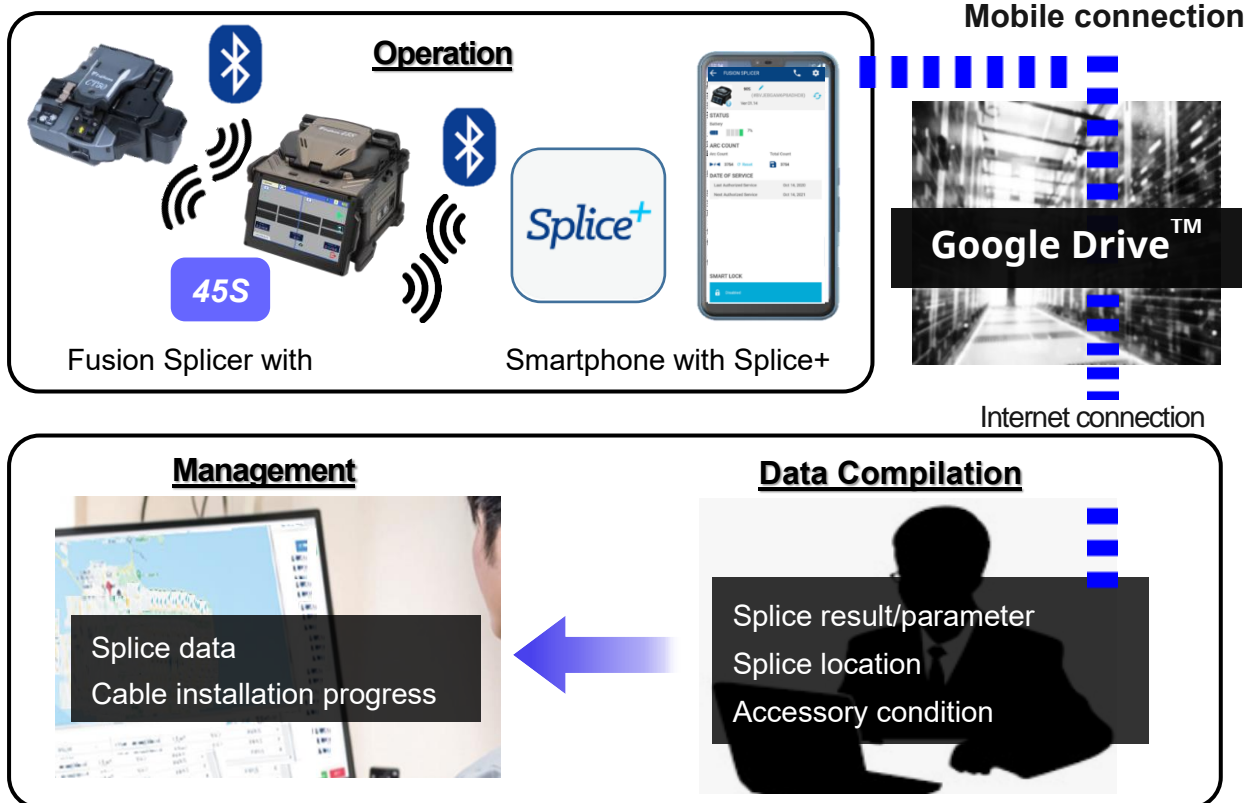
● Smart lock

A break in the pairing of wireless communication between the splicer and mobile phone can lock the splicer which prevents misuse and works as an anti-theft measure.



● Data management

The data management function retrieves data from the splicer and saves it to the cloud. This data can include the GPS data of a phone, which is useful for splicer operation management.



You can find and obtain Splice+ App from Google Play and App Store.



Note: Bluetooth® mark and logos are the registered trademarks of Bluetooth SIG, Inc.
Google Drive is trademarks of Google LLC.

Specifications / Items

45S Standard Items

Item	Model	Qty
Clad Alignment Fusion Splicer	45S	1 pc
(1) Battery Pack *	BTR-17	1 pc
(2) AC Adapter	ADC-21	1 pc
(3) AC Power Cord	ACC-08, 09, 10, 11 or 12	1 pc
(4) USB Cable	USB-01	1 pc
(5) Electrodes, for spare	ELCT2-16B	1 pair
(6) Carrying Case	CC-45	1 pc
(7) Work Tray	WT-10	1 pc
(8) Tripod Screw	TS-03	1 pc
(9) Carrying Case Strap	ST-04	1 pc
(10) Alcohol Dispenser	AP-02	1 pc
(11) Quick Reference Guide	QRG-08-E, C or J	1 pc
Single Fiber Stripper	SS05	1 pc
Optical Fiber Cleaver	CT50	1 pc
(1) Fiber Scrap Collector	FDB-05	1 pc
(2) Fiber Setting Plate	AD-16A	1 pc
(3) Case, for cleaver	CC-37	1 pc
(4) Hexagonal Wrench	HEX-01	1 pc



* Please follow IATA regulation when shipping the battery by air

45S 	(1) 	(2) 	(3) 	(4) 
(5) 	(6) 	(7) 	(8) 	(9) 
(10) 	(11) 	SS05 		
CT50 	(1) 	(2) 	(3) 	(4) 

Specifications / Items

5S Specifications

Item		Specification	
Fiber alignment method		Active clad alignment	
Fiber count can be spliced		Single fiber	
Applicable fiber	Fiber type	Single mode optical fiber Multi mode optical fiber	
	Cladding dia.	Approx. 125µm	
Applicable coating	Sheath clamp	Coating dia. : Max. 3000µm Cleave length : 5 to 16mm *1	
		Fiber splice performance	Splice loss *2
ITU-T G.651 : Avg. 0.01dB			
ITU-T G.653 : Avg. 0.05dB			
ITU-T G.655 : Avg. 0.05dB			
ITU-T G.657 : Avg. 0.03dB			
Applicable Protection sleeve	Splice time *3	SM FAST mode : Avg. 6 to 8sec.	
	Sleeve type	Heat shrinkable sleeve	
	Sleeve length	Max. 66mm	
Sleeve heat performance	Sleeve dia.	Max. 6.0mm before shrinking	
		Heat time *4	60mm mode : Avg. 21 to 23sec. 60mm slim mode : Avg. 16 to 18sec.
Fiber tensile test force		Approx. 2.0N	
Electrode life *5		Approx. 6,000 splices	
Physical description	Dimensions W	Approx. 131mm without projection	
	Dimensions D	Approx. 123mm without projection	
	Dimensions H	Approx. 121mm without projection	
	Weight	Approx. 1.4kg including battery	
Environmental condition	Temperature	Operate: -10 to 50 °C Storage: -40 to 80 °C	
	Humidity	Operate: 0 to 95%RH non-condensing Storage: 0 to 95%RH non-condensing	
	Altitude	Max. 5000m	
AC adaptor	Input	AC100 to 240V, 50/60Hz, Max. 1A	
Battery pack	Type	Rechargeable Lithium Ion	
	Output	Approx. DC14.4V, 3190mAh	
	Capacity *6	60mm mode:	Approx. 200 splice and heat cycles
		60mm slim mode :	Approx. 230 splice and heat cycles
	Temperature	Recharge: 0 to 40 °C Long Term Storage : -20 to 30 °C	
	Battery life *7	Approx. 500 recharge cycles	
Display	LCD monitor	TFT 4.95 inches with touch screen	
Magnification	Approx. 132 to 300x		
	Illumination	V-grooves	LED lamp
Interface	PC	USB2.0 Mini B type	
	External LED lamp	USB2.0 A type Approx. DC5V, 500mA	
	Wireless *8	Bluetooth 5.2	
Data storage	Splice mode	100 splice modes	
	Heat mode	30 heat modes	
	Splice result	20,000 splices	
	Splice image	100 images	
Screw hole for tripod		1/4-20UNC	
Other features	Automatic functions	Fusion control	
	Reference guide	Blade management and control	
		PDF file stored in splicer	
	Sheath clamp	Open with/without Wind Protector	
		Close with fiber setting	
Easy sleeve positioning clamp			
Electrode	Replaceable without tool		



Notes

- *1 Cleave length range depending on fiber type
5 to 16mm : 125µm cladding dia. and 250µm coating dia.
10 to 16mm : 125µm cladding dia. and 400 or 900µm coating dia.
- *2 Measured with a cut-back method relevant to ITU-T and IEC standard after splicing Fujikura identical fibers. The average splice loss changes depending on the environmental condition and fiber characteristics.
- *3 Measured at room temperature. The definition of splice time is from the fiber image appeared in LCD monitor to the estimated loss displayed. The average splice time changes depending on the environmental conditions, fiber type, and fiber characteristics.
- *4 Measured at room temperature with the AC adapter. The heat time is defined from the start beep sound to the finish beep sound. The average heat time changes depending on the environmental conditions, sleeve type and battery pack condition. In addition, since the heating operation is constantly optimized, the average heating time changes depending on the usage conditions of the fusion splicer.
- *5 The electrode life changes depending on the environmental conditions, fiber type and splice modes.
- *6 Test condition
(1) Splice and heat time: 1 minute cycle
(2) Using the splicer power save settings, subject to our testing condition.
(3) Using a not degraded battery
(4) At room temperature
The battery capacity changes when testing with a different conditions from the above.
- *7 The battery capacity decreases to a half after approx. 500 discharge and recharge cycles, The battery life is shortened further when using outside of the storage temperature range, operating temperature range, if completely discharged by storing for a long time without recharging.
- *8 Bluetooth® mark and logos are the registered trademarks of Bluetooth SIG, Inc.

45S Options

Item	Model	Remarks
Fiber Holder	FH-70-200	200µm coating diameter
	FH-70-250	250µm coating diameter
	FH-70-900	900µm coating diameter
	FH-FC-20	900µm in 2mm diameter cable
	FH-FC-30	900µm in 3mm diameter cable
Sheath Clamp	CLAMP-S35B	900µm loose buffer cable
Fiber holder set plate	SP-04	Fiber holder set base
Transfer Clamp	CLAMP-DC-12	Transferring drop cable on work tray
Protection sleeve	FP-03	60mm, Max. 900µm coating diameter
	FP-03(L=40)	40mm, Max. 900µm coating diameter
	FP-03M	FP-03 with magnetic material

Specifications / Items

CT50 Specifications

Item		Specification
Applicable fiber	Fiber type	Single mode optical fiber Multi mode optical fiber
	Fiber count	Single and up to 16 fiber ribbon
	Cladding dia.	Approx. 125µm
Applicable coating	Fiber setting plate	AD-10-M24: Max. 900µm coating diameter AD-50: Max. 3mm coating diameter AD-16A : Max. 900µm coating diameter 1 fiber + Max. 250µm coating diameter 1 fiber
	Fiber holder	Coating shape: Refer to splicer options
Cleave length	Fiber setting plate	AD-10-M24: 5 to 20mm *1 AD-50 *C.D. : coating diameter C.D. = 250µm or less : 5 to 20mm *1 250µm < C.D. < =900µm: 10 to 20mm 900µm < C.D. < =3mm : 14 to 20mm
	Fiber holder	Approx. 10mm
Cleave angle *2	Single fiber	Avg. 0.3 to 0.9 degrees
	Fiber ribbon	Avg. 0.3 to 1.2 degrees
Blade life *3		Approx. 60000 fiber cleaves
Physical description	Dimensions W	Approx. 117mm without projection *4
	Dimensions D	Approx. 94mm without projection *4
	Dimensions H	Approx. 59mm without projection *4
	Weight	Approx. 306g including battery and AD-10-M24
Environmental condition	Temperature	Operate: -10 to 50°C Storage: -40 to 80°C
	Humidity	Operate: 0 to 95%RH non-condensing Storage: 0 to 95%RH non-condensing
Battery		2 pieces of LR03, AAA dry battery
Wireless interface *5		Bluetooth 4.1 LE
Screw hole for tripod		1/4-20UNC
Holding mechanism for the fiber holder		Installed
Other features	Blade rotation	Motorized rotation Manual rotation dial
	Replaceable parts	Blade
		Clamp arm



Notes

- *1 When the cleave length is less than 10mm, the coating diameter should be 250µm or less. Also, a blade height adjustment is required before cleaving. The average cleave angle is worse than the specification when the cleave length is less than 10mm.
- *2 Measured with an interferometer at room temperature, not with a splicer. A new blade was used to cleave both the single fibers and ribbon fibers. The average cleave angle changes depending on the environmental conditions, blade condition, operating method, and cleanliness.
- *3 The blade life changes depending on the environmental conditions, operating method, and the fiber type cleaved.
- *4 Measured in a condition when closing the lever.
- *5 Bluetooth® mark and logos are the registered trademarks of Bluetooth SIG, Inc.

CT50 Options

Item	Model	Remark
Fiber Setting Plate	AD-50	Optional fiber setting plate
Blade	CB-08	Blade for replacement
Clamp Arm	ARM-CT50-01	Clamp arm with anvil for replacement
Fiber Scrap Collector	FDB-05	Scrap collector
Side cover	SC-CT50-01	Side cover instead of scrap collector
Spacer	SPA-CT08-10	Cleave length 10mm
	SPA-CT08-09	Cleave length 9mm
	SPA-CT08-08	Cleave length 8mm



Please visit our web site!

<https://www.optic-product.fujikura.com/>

Fujikura Ltd.

1-5-1, Kiba, Koto-ku, Tokyo 135-8512, Japan
General inquiries, : +81-3-5606-1164 Service & support : +81-43-484-3962
<https://www.fujikura.com>

Fujikura Asia Ltd.

438A Alexandra Road, Block A Alexandra Technopark #08-03 Singapore 119967
General inquiries, Service & support : +65-6-278-8955 <https://www.fujikura.com.sg>

Fujikura Europe Ltd.

C51 Barwell Business Park, Leatherhead Road, Chessington, Surrey, KT9 2NY, UK
General inquiries, : +44-20-8240-2000, Service & support : +44-20-8240-2020
<https://www.fujikura.co.uk>

AFL

110 Hidden Lake Circle Duncan, SC 29334, USA
General inquiries, : +1-800-235-3423 Service & support : +1-800-866-3602
<https://www.aflglobal.com>

Fujikura (China) Co., Ltd.

7th Floor, Shanghai Hang Seng Bank Tower, 1000 Lujiazui Ring Road, Pudong New Area, Shanghai 200120, CHINA
General inquiries, Service & support : +86-21-6841-3636 <http://www.fujikura.com.cn>